


The Way Out of Homelessness is for Someone to Know My Name

Michelle Budzek
The Partnership Center, Ltd.
October, 2015



VESTA knows their name!



100% Participation for HMIS



Bethany House Block by Block City Gospel Mission CILO

IHN Caracole GCBH Cinti. Health Network

Talbert House Tender Mercies

VA- Homeless Services Cincinnati Union Bethel

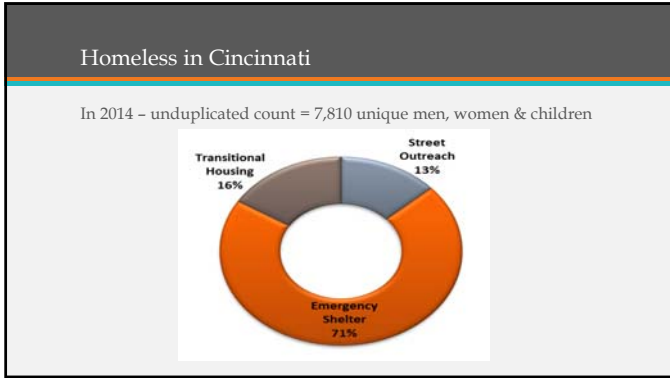
Center for Respite Care Lighthouse

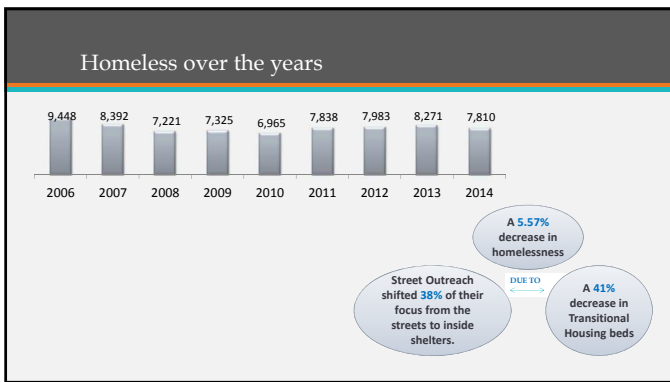
Ohio Valley Goodwill United Way Freestore

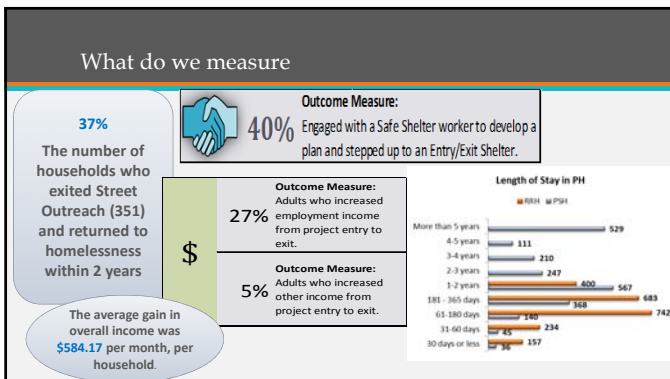
Volunteers of America OTR Community Housing

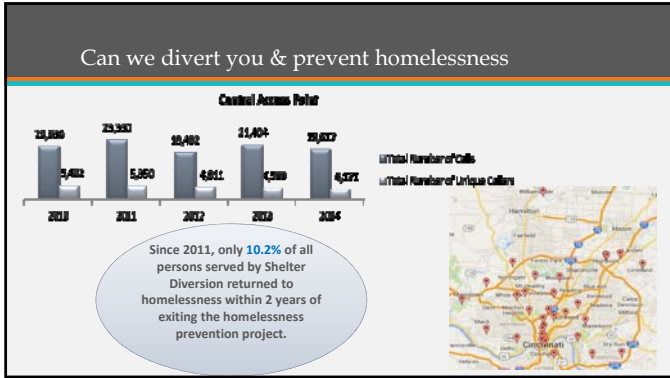
Shelterhouse Volunteer Group Hamilton County Public Health

Salvation Army STEH YWCA Catholic Worker House







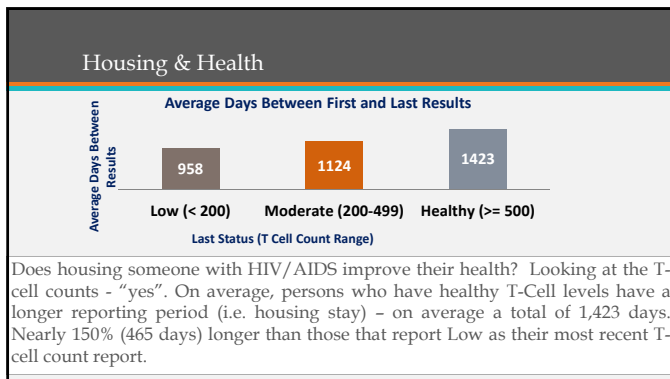


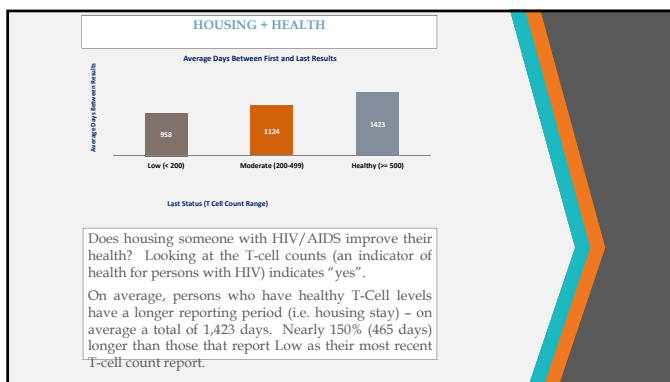
Special Needs of Persons Experiencing Homelessness In 2014

Category	Street Outreach	Emergency Shelter	Transitional Housing	Permanent Housing (RRH + PSH)
Mental illness	1,580	1,440	242	284
Alcohol abuse	825	962	311	138
Drug abuse	773	1,013	316	164
Chronic health condition	947	1,187	286	303
HIV/AIDS	135	53	33	8
Developmental disability	121	193	42	25
Physical disability	194	232	75	62
Total unique clients	3,125	4,345	992	1,211

Special Needs of Persons Experiencing Homelessness In 2014

Category	Street Outreach	Emergency Shelter	Transitional Housing	Permanent Housing (RRH + PSH)
None	729	1,607	333	631
1 condition	1,072	1,147	249	300
2 conditions	662	868	222	149
3+ conditions	623	646	175	113
Condition unknown	24	52	12	15
Don't know / refused	0	7	0	0





Medical Insurance

MEDICAL BENEFITS OF PERSONS IN HOUSING & EA PROJECTS		
Medical Benefit (may have more than one)	2013	2014
Children's Health Insurance Program (CHIP)	1,695	1,380
Employer-provided health insurance	1,893	2,061
Health Insurance obtained through COBRA	32	47
Medicaid	30,751	40,548
Medicare	5,560	6,318
Private pay health insurance	835	1,066
Veterans Administration (VA) Medical Services	1,154	1,505
No health insurance or other medical benefit	46,513	38,348
Total served	85,651	88,193

Medical Insurance

In 2014, there were 88,193 individuals served in housing and emergency assistance projects with active (open) records in VESTA. Of those - 47% of all people served were eligible for Medicaid benefits and only 12% report having medical benefits. By integrating benefits applications into VESTA, service providers will be able to quickly assist clients with applications and document the outcome.

